




Wi-Fi Dongle Comparison

Sungrow releases a new monitoring platform - iSolarCloud. To facilitate new features of iSolarCloud with Sungrow products and offer better customer experience, we are making the transition to launch the latest WiFi dongle V31.

This document compares three different dongles and their compatibilities for Sungrow inverters.

Table 1 Model Comparison

	Wi-Fi V24	Wi-Fi V25	Wi-Fi V31
Appearance	 <ul style="list-style-type: none"> • Older Sungrow Logo • Screw in model • No QR Code on dongle 	 <ul style="list-style-type: none"> • New Sungrow Logo (Smaller) • Screw in model • QR Code in the front 	 <ul style="list-style-type: none"> • New Sungrow Logo (Bigger) • Plug in model • QR Code on the side
Monitoring Setup	Manually enter inverter SN and password during plant setup	Scan QR Code during plant setup	Scan QR Code during plant setup
Installation method	Screw in model	Screw in model	Plug in model
Export Information on iSolarCloud for Non hybrid inverters*	X	✓	✓

*Only inverters (firmware upgrade may be needed) installed Sungrow energy meters with WiFi V25 or V31 can see export information for Grid. For hybrid inverters (SH5K series), it will display both grid and consumption information.