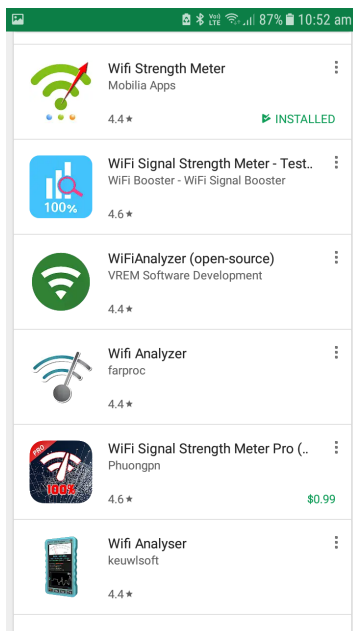


How to check WiFi signal strength

The easiest way to check your WiFi signal strength is through an App.

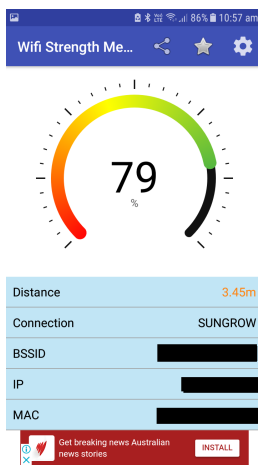
Open your Play store or I store and select a suitable App.

Example Android apps:

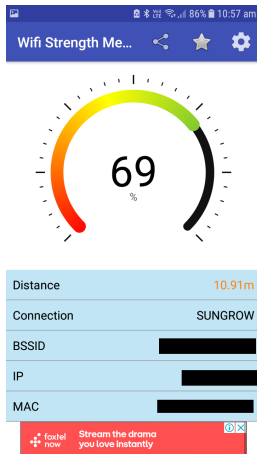


Make sure your phone is connected to your WiFi modem and open the App.

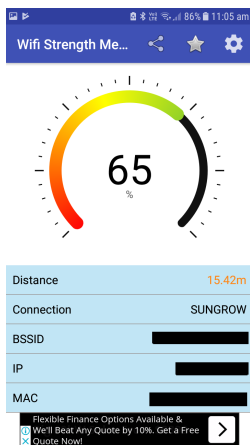
For an indication, the following screenshots were taken at the Sungrow Australia Office. The signal after 5m passes through glass.



Example A, the phone was 3.45m from the modem = 79% signal



Example B, the phone was 10.9m from the modem through glass = 69%



Example C, the phone was 15m from the modem through glass = 65%

It can be seen from the above examples how the signal strength decreases quickly over a short distance. If the glass has been a wall, the signal after 10m would have easily been under 50%.