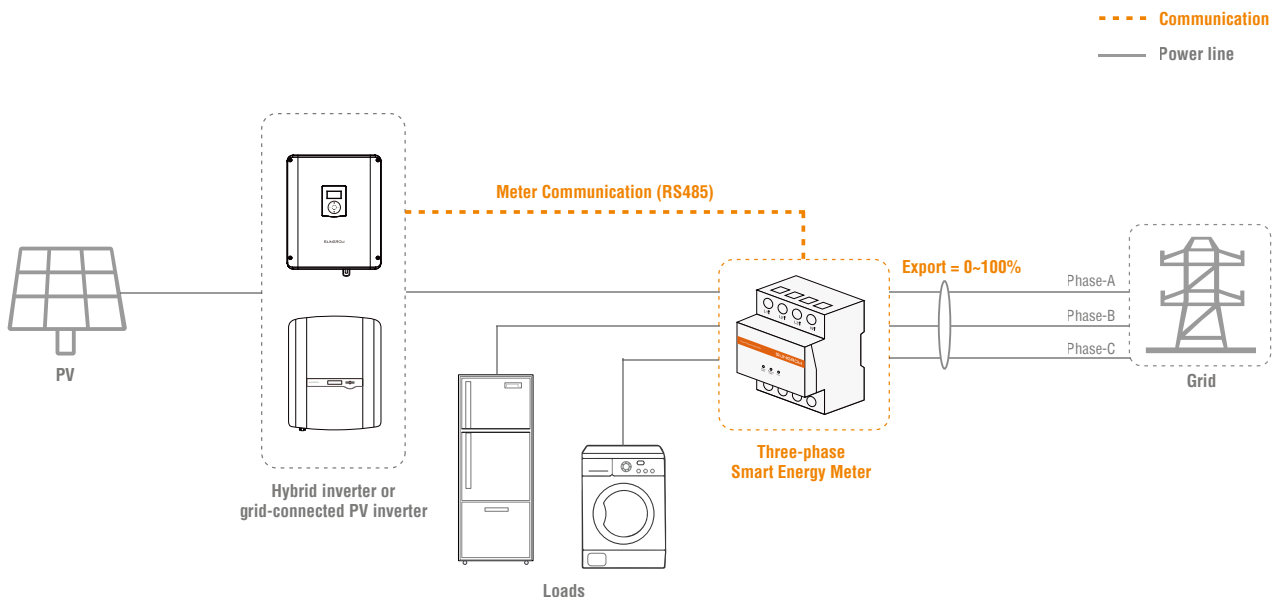
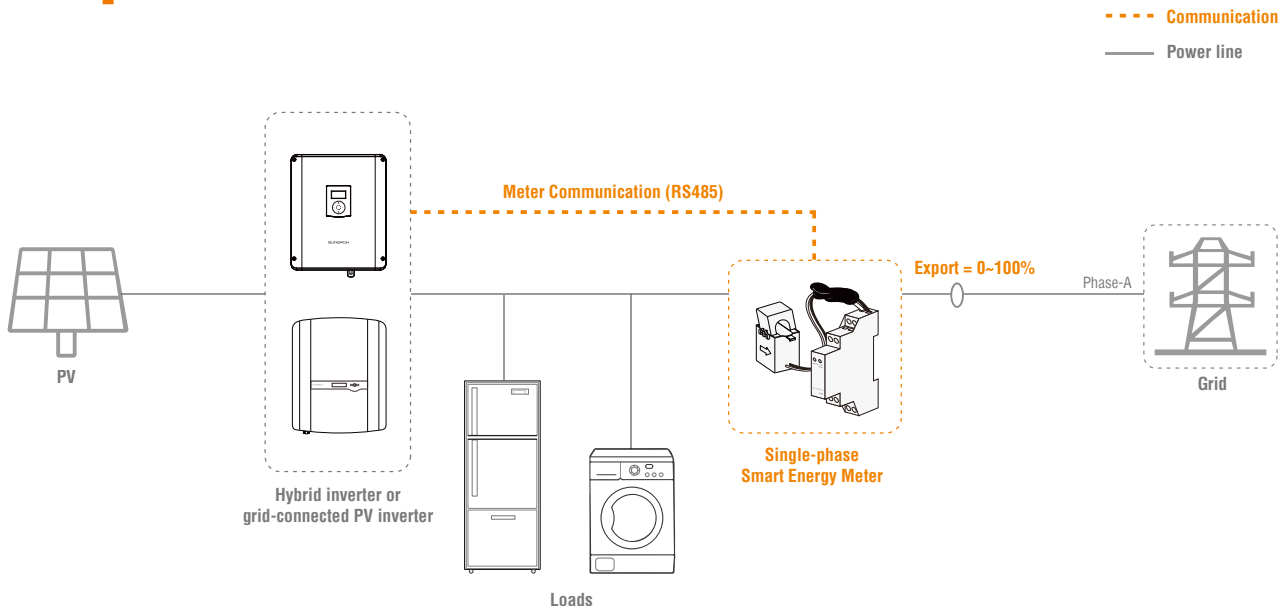
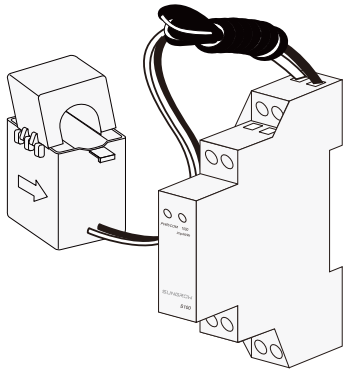


Export Limitation Solution



- Compatible with both hybrid inverters and grid-connected single-phase inverters.
- Single-phase meter for a single-phase property and three-phase meter is an optional solution to increase self-consumption of a three-phase property.
- Single-phase meter comes with a CT sensor for quick and easy installation, while three-phase meter has a compact design to minimise the installation space.
- 24-7 import power recording with patented technology even when the inverter shuts down.





S100
Single-phase Smart Energy Meter

Electrical Parameter

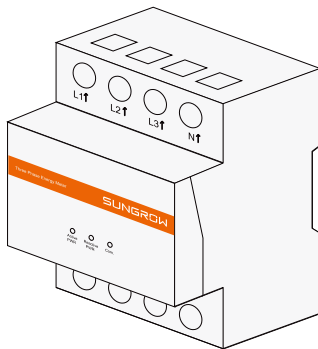
Nominal voltage	240 Vac
Input voltage range	180 Vac–286 Vac
Power consumption	< 2 W (10 VA)
Max. operating current	100 A
Grid frequency	50 Hz
Measurement accuracy	Class I
Interface and communication	RS485

Environmental Condition

Ingress protection rating	IP20
Operating ambient temperature	-25°C to 75°C
Relative humidity	0–95 %

Mechanical Data

Dimensions (W x H x D)	18 mm x 117 mm x 65 mm
Weight	0.2 kg
Installation	35 mm DIN-rail



T65
Three-phase Smart Energy Meter

Electrical Parameter

Nominal voltage	230 Vac / 400 Vac
Input voltage range	180 Vac–286 Vac
Power consumption	< 2 W (10 VA)
Max. operating current	65 A
Grid frequency	50 Hz
Measurement accuracy	Class I
Interface and communication	RS485

Environmental Condition

Ingress protection rating	IP20
Operating ambient temperature	-25°C to 70°C
Relative humidity	0–95 %

Mechanical Data

Dimensions (W x H x D)	85 mm x 72 mm x 72 mm
Weight	0.4 kg
Installation	35 mm DIN-rail

